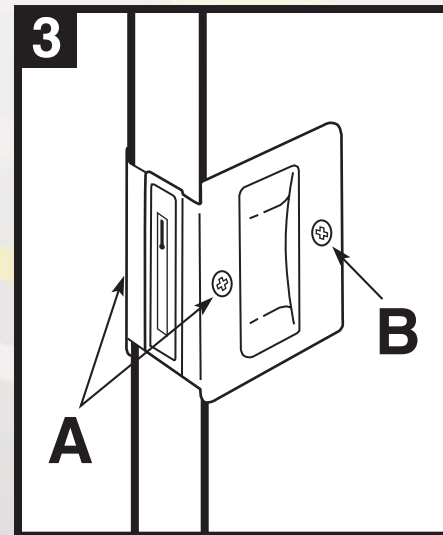
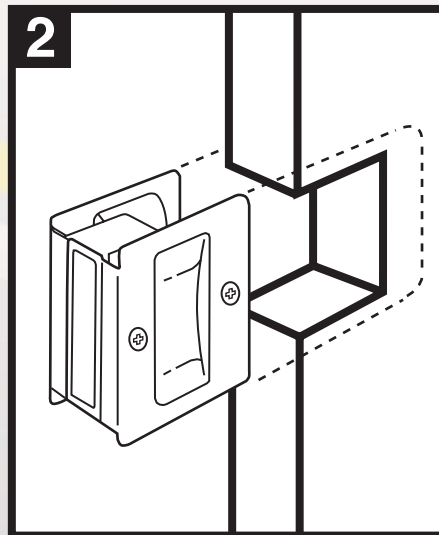
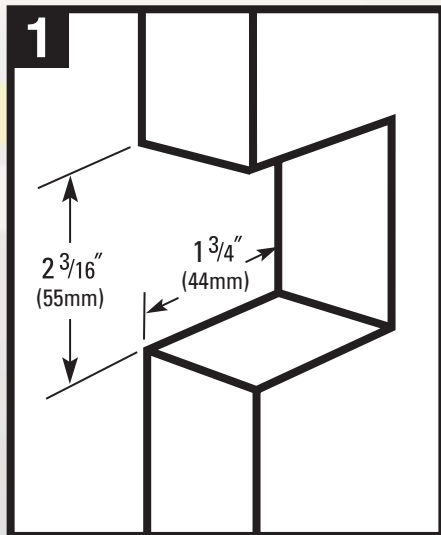


PD150-61 Pocket Door Pull



Wear Safety Goggles



For doors 1-3/8" to 1-3/4" thick

1. Cut notch in door 1-3/4" deep and 2-3/16" high.
 2. Place unit in position.
 3. Tighten screws "A" equally until unit is centered in notch.
 4. Drill 3/32" pilot holes "B" to length of screws and fasten.
- Only clean with soft cloth, mild soap and water.